

Who Dun It Buckle Series hosted by: IBHA and IMHA

May 9 and June 13, 2025 – Birt Arena, Nampa, Idaho

Office opens at 7am. Show starts with DRIVING at 8am - Indoor Arena.

Halter will NOT start before 10 am. Trail will start at 11 am. Reining will follow Western classes.

- NO show clothes required, but long pants and boots are. Proper tack is required. No training equipment.

All classes are \$9.00, except Challenge Classes \$14

Show Secretary: Shawn Charters (208) 830-6123 – chartersconsulting@gmail.com

<https://www.cognitoforms.com/shawncharters/2026BucksSkinMiniatureOpenHorseShows>

Show Manager: Donna Bernardelli – ohmcdonnas@gmail.com

Main Judge: May 9 - Connie Keyes; June 13 - Michelle Hinojosa

Trail: May 9 - Michelle Hinojosa; June 13 - Bri Charters (unconfirmed)

DRIVING (8 am - Indoor Arena)

Mini - 10H and under; Pony 10 - 13 H; Horse - over 13 Hands

- 1 **Pleasure Driving - Horse**
- 2 Pleasure Driving - Pony
- 3 Pleasure Driving - Miniature
- 4 Pleasure Driving - Youth
- 5 **Disciplined Rail Driving - Horse**
- 6 Disciplined Rail Driving - Pony
- 7 Disciplined Rail Driving: Miniature
- 8 Disciplined Rail Driving - Youth
- 9 **Reinsmanship Driving - Horse**
- 10 Reinsmanship Driving - Pony
- 11 Reinsmanship Driving - Miniature
- 12 Reinsmanship Driving - Youth
- 13 **Obstacle Driving - Open**
- 14 **Roadster Driving - Horse**
- 15 Roadster Driving - Pony
- 16 Roadster Driving - Miniature
- 17 Roadster Driving - Youth
- 18 **Barrell Racing Driving - Horse**
- 19 Barrell Racing Driving - Pony
- 20 Barrell Racing Driving - Miniature
- 21 Barrell Racing Driving - Youth

HALTER (not to start before 10 am)

- 22 **Quarter Horse Stallions**
- 23 Paint/Pinto/Appaloosa Stallions
- 24 Pleasure/Saddle Type Stallions
- 25 All Other Breed Stallions
- 26 Miniature Stallions
- 27 Pony Stallions
- 28 **Quarter Horse Geldings**
- 29 Paint/Pinto/Appaloosa Geldings
- 30 Pleasure/Saddle Type Geldings
- 31 Mustang (BLM Branded) Geldings
- 32 All Other Breed Geldings
- 33 Miniature Geldings
- 34 Pony Gelding
- 35 **Quarter Horse Mares**
- 36 Paint/Pinto/Appaloosa Mares
- 37 Pleasure/Saddle Type Mares
- 38 Mustang (BLM Branded) Mares
- 39 All Other Breed Mares
- 40 Miniature Mares
- 41 Pony Mares

SHOWMANSHIP

- 42 Showmanship: 11 years and under W/T (no cross entry)
- 43 Showmanship: Mini Youth
- 44 Showmanship: W/T Ltd Walk Only (no cross entry)
- 45 Showmanship: Miniature
- 46 Showmanship: Pony
- 47 **Showmanship Challenge Jackpot**
- 48 Showmanship: 13 years & under
- 49 Showmanship: 14 - 18 years
- 50 Showmanship: 19 - 49 years
- 51 Showmanship: 50 years & over
- 52 Showmanship: Mustang BLM Branded (no cross entry)
- 53 Showmanship: Gaited

- 54 Hunter class - In Hand Miniature
- 55 Youth Hunter - In Hand Miniature
- 56 Pony Hunter - In Hand Pony

ENGLISH

- 57 English Pleasure W/T Open (may cross-enter)
- 58 Beginning Horse W/T 1st year English Pleasure (may cross enter)
- 59 English Pleasure: W/T - 11 & under (no cross entry)
- 60 English Pleasure: W/T Ltd rider (no cross entry)
- 61 English Pleasure: W/T Mustang BLM Branded (no cross entry)
- 62 English Equitation: W/T 11 & Under (no cross entry)
- 63 English Equitation: W/T Ltd rider (no cross entry)
- 64 English Equitation: W/T Mustang BLM Branded (no cross entry)
- 65 English Equitation: Gaited Horse, 2-Gait
- 66 English Pleasure: Gaited Horse, 2-Gait
- 67 English Pleasure: Gaited Horse, 3-Gait
- 68 **English Versatility (lower arena - pattern)**
- 69 Eng Pl: Green Horse (1st or 2nd year showing English anywhere)
- 70 English Pleasure: 50 years & over
- 71 English Pleasure: 19 - 49 years
- 72 English Pleasure: 14 - 18 years
- 73 English Pleasure: 13 years & under
- 74 English Pleasure: Mustang BLM Branded (no cross entry into w/t)
- 75 English Pleasure: Quarter Horse
- 76 English Pleasure: Paint/Pinto/Appaloosa
- 77 English Pleasure: Pleasure/Saddle Type
- 78 English Pleasure: All Other Breeds
- 79 **English Equitation Challenge Jackpot**
- 80 English Equitation: 50 years & over
- 81 English Equitation: 19 - 49 years
- 82 English Equitation: 14 - 18 years
- 83 English Equitation: 13 years & under
- 84 English Equitation: Mustang BLM Branded (no cross entry into w/t)

LEAD LINE (will be run at 2:00 pm)

- 85 Lead Line Equitation: 6 years & under (no cross entry except showmanship and halter)
86 Lead Line Trail **open card - starts at 11 am

WESTERN

- 87 W/T Open (May cross enter)
88 Beginning Horse W/T 1st Year Western Pl (May cross enter)
89 Western Horsemanship: W/T 11 & under (no cross entry)
90 Western Horsemanship: W/T Ltd rider (no cross entry)
91 Western Horsemanship: W/T Mustang BLM Branded (n
92 Western Pleasure: W/T 11 years & under (no cross entry)
93 Western Pleasure: W/T Ltd Rider (no cross entry)
94 Western Pleasure: W/T Mustang
95 **Western Verstality (lower arena - pattern)**
96 Western Pl: Green (1st or 2nd year showing Western)
97 Western Pleasure: 50 years & over
98 Western Pleasure: 19 - 49 years
99 Western Pleasure: 14 - 18 years
100 Western Pleasure: 13 & under
101 Western Horsemanship: Gaited Horse - 2 Gait
102 Western Pleasure: Gaited Horse 2- Gait
103 Western Pleasure: Gaited Horse 3- Gait
104 Western Pleasure: Mustang BLM Branded
105 Western Pleasure: Quarter Horse
106 Western Pleasure: Paint/Pinto/Appaloosa
107 Western Pleasure: Pleasure/Saddle Type
108 Western Pleasure: All Other Breeds
109 **Western Horsemanship Challenge Jackpot**

110 Western Horsemanship: 50 years & over
111 Western Horsemanship: 19 - 49 years
112 Western Horsemanship: 14 - 18 years
113 Western Horsemanship: 13 years & under
114 Western Horsemanship: Mustang BLM Branded

REINING

- 115 Reining: 18 years & under
116 Reining: 19 years & older
117 Reining: Open
118 Reiner Rail
(Limited to reining pattern participants)

GYMKHANA

- 119 Barrel Racing: 11 & under W/T (no cross entry)
120 Barrel Racing: 19 & over
121 Barrel Racing: 18 & under
122 Barrel Racing: W/T Ltd rider (no cross entry)

123 Pole Bending: 11 & under W/T (no cross entry)
124 Pole Bending: 19 & over
125 Pole Bending: 18 & under
126 Pole Bending: W/T Ltd rider (no cross entry)

127 Figure 8 Stake Race: 11 & under W/T (no cross entry)
128 Figure 8 Stake Race: 19 & over
129 Figure 8 Stake Race: 18 & under
130 Figure 8 Stake Race: W/T Ltd rider (no cross entry)

131 Key Race: 11 & under W/T (no cross entry)
132 Key Race: 19 & over
133 Key Race: 18 & under
134 Key Race: W/T Ltd rider (no cross entry)

135 Flag Race: 11 & under W/T (no cross entry)
136 Flag Race: 19 & over
137 Flag Race: 18 & under
138 Flag Race: W/T Ltd rider (no cross entry)

TRAIL HELD IN TRAIL ARENA STARTING AT 11 - Open Card

IN-HAND TRAIL (Not shown under saddle - may only cross enter, halter, showmanship and driving)

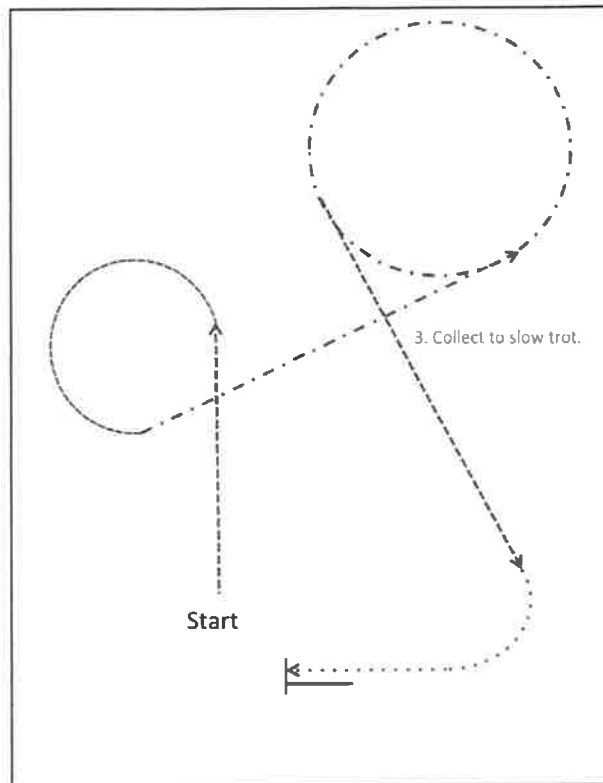
Mini - 10H and under; Pony 10 - 13 H; Horse - over 13 Hands

- 139 In-Hand Trail: 4 years & over Miniature
140 In-Hand Trail: 3 years & under Miniature
141 In-Hand Trail: 4 years & over Pony
142 In-Hand Trail: 3 years & under Pony
143 In-Hand Trail: 4 years & over Horse
144 In-Hand Trail: 3 years & under Horse
145 In-Hand Trail: Mustang

TRAIL

- 146 Trail: Gaited Horse 2-Gait
147 Trail: W/T Ltd Rider (No cross entry)
148 Trail: 11 years & under W/T (No cross entry)
149 Trail: Mustang W/T (BLM Branded) (no cross entry)
150 Trail: Open W/T
151 Trail: Green Horse/Green Rider, 1st or 2nd year showing trail anywhere
152 Trail: Mustang BLM Branded (no cross entry into mustang w/t)
153 Trail: 13 years & under
154 Trail: 14 - 18 years
155 Trail: 19 - 49 years
156 Trail: 50 years & over

Class: 9,10,11,12

Reinsmanship Test 5**Test Elements:**

1. Enter at the collected trot, collected trot small circle left.
2. Develop a normal trot straight line; medium circle to the left.
3. Collected trot straight line.
4. Walk corner to the right, halt, rein back 4 steps.
5. Walk to the exit.
6. Overall impression of the turnout on the condition and fit of the harness and vehicle, neatness of attire.
7. General impression of the driver on posture, relaxation, confidence, and effectiveness.

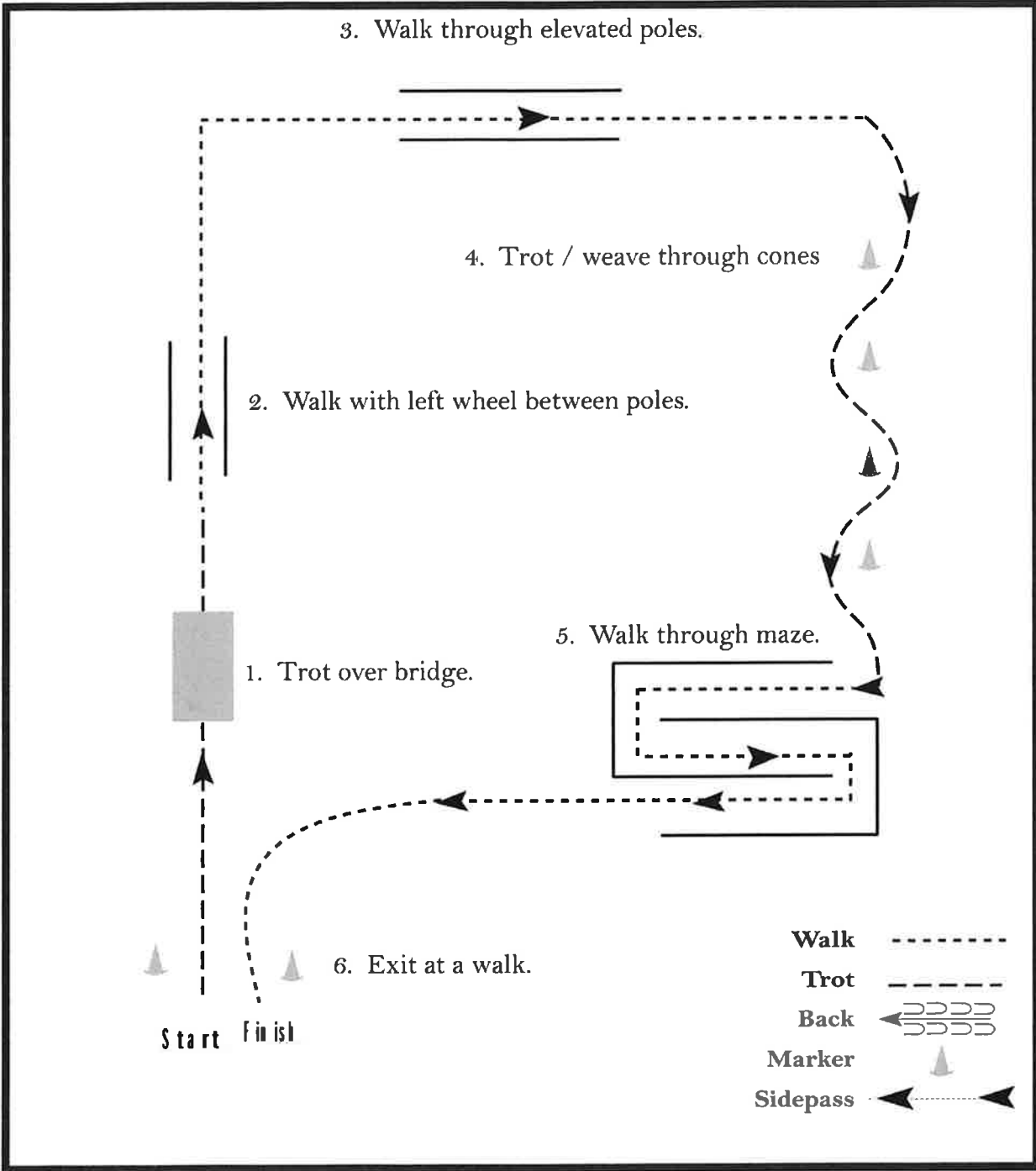
Who Dun It Buckle Series June

Obstacle Driving (Class 13)

Show Date:

w w w . H o r s e S h o w P a t t e r n s . c o m

w w w . H o r s e S h o w P a t t e r n s . c o m



[MHP/DO-1]

Pattern Provided by:
Michelle Hinojosa

©2026 HorseShowPatterns.com. All Rights Reserved.

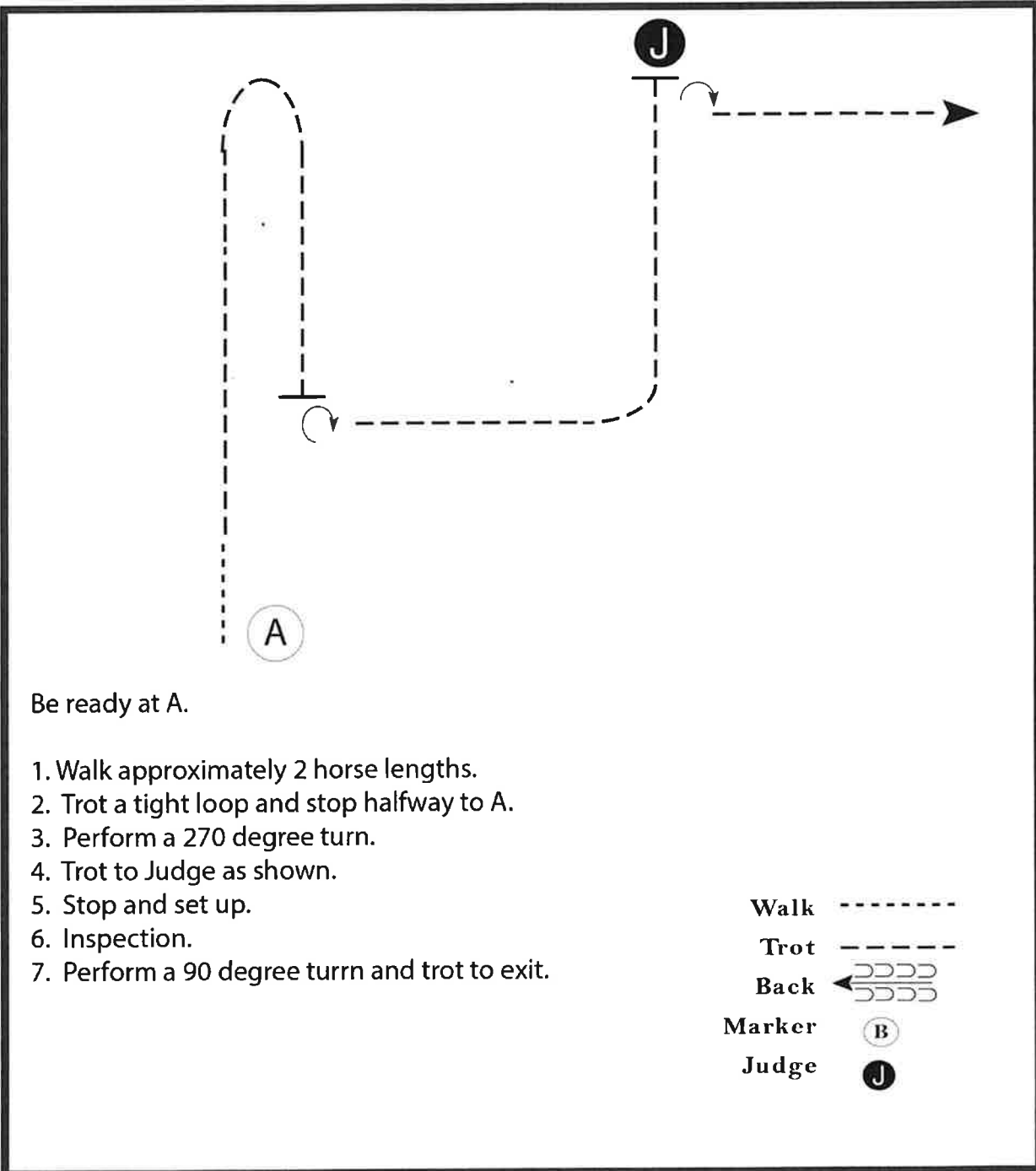
Who Dun It Buckle Series June

Showmanship (Class 42, 43, 45, 46)

Show Date:

w w w . H o r s e S h o w P a t t e r n s . c o m

w w w . H o r s e S h o w P a t t e r n s . c o m



Be ready at A.

1. Walk approximately 2 horse lengths.
2. Trot a tight loop and stop halfway to A.
3. Perform a 270 degree turn.
4. Trot to Judge as shown.
5. Stop and set up.
6. Inspection.
7. Perform a 90 degree turn and trot to exit.

- Walk
- Trot
- Back
- Marker
- Judge

[S/1-127]

Pattern Provided by:
Michelle Hinojosa

©2026 HorseShowPatterns.com. All Rights Reserved.

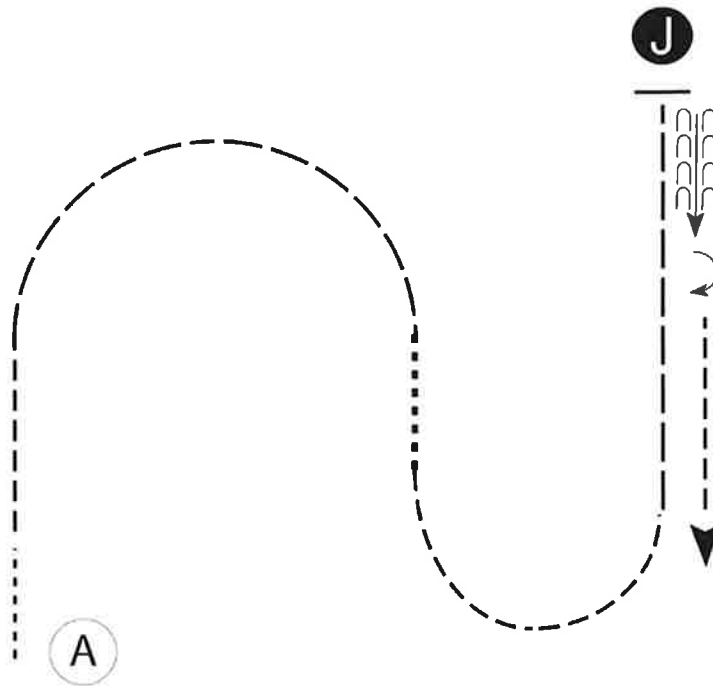
Who Dun It Buckle Series June

Showmanship (Class 48 - 52)

Show Date:

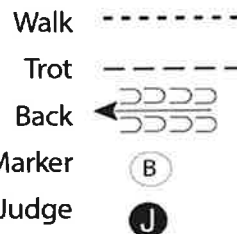
w w w . H o r s e S h o w P a t t e r n s . c o m

w w w . H o r s e S h o w P a t t e r n s . c o m



Be ready at A.

1. Walk FORWARD two horse lengths then trot.
2. Extended trot half circle.
3. Walk FORWARD one horse length.
4. Trot in a half circle.
5. Extended trot to Judge and stop.
6. Set up.
7. Inspection.
8. When dismissed, back approximately two horse lengths.
9. Perform a 180 degree turn and trot to exit.



[S/2-122]

Pattern Provided by:
Michelle Hinojosa

©2026 HorseShowPatterns.com. All Rights Reserved.

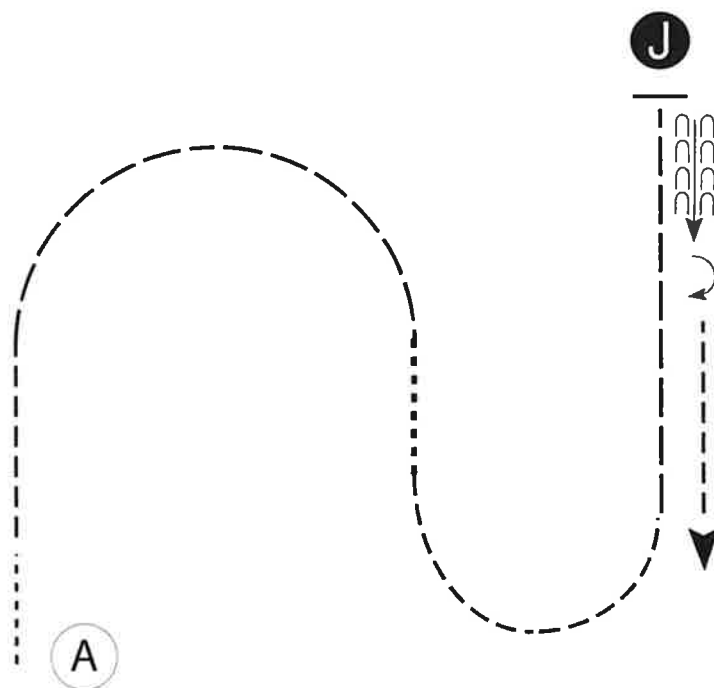
Who Dun It Buckle Series June

Showmanship (Class 53 Gaited)

Show Date:

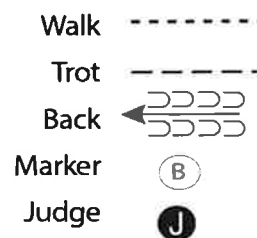
w w w . H o r s e S h o w P a t t e r n s . c o m

w w w . H o r s e S h o w P a t t e r n s . c o m



Be ready at A.

1. Walk FORWARD two horse lengths then trot.
2. Second gate half circle.
3. Walk FORWARD one horse length.
4. 2nd Gate a half circle.
5. Second gate to Judge and stop.
6. Set up.
7. Inspection.
8. When dismissed, back approximately two horse lengths.
9. Perform a 180 degree turn and Walk to exit.



[S/2-122]

Pattern Provided by:
Michelle Hinojosa

©2026 HorseShowPatterns.com. All Rights Reserved.

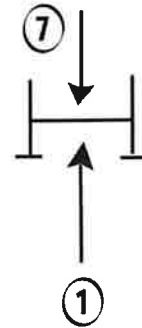
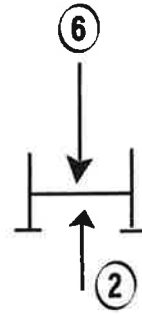
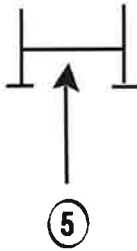
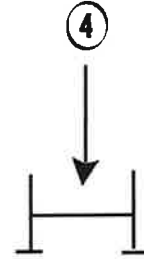
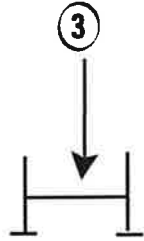
Who Dun It Buckle Series June

Hunter (Class 54, 55, 56)

Show Date:

w w w . H o r s e S h o w P a t t e r n s . c o m

w w w . H o r s e S h o w P a t t e r n s . c o m



[MHP/H-6]

Pattern Provided by:

Michelle Hinojosa

©2026 HorseShowPatterns.com, All Rights Reserved.

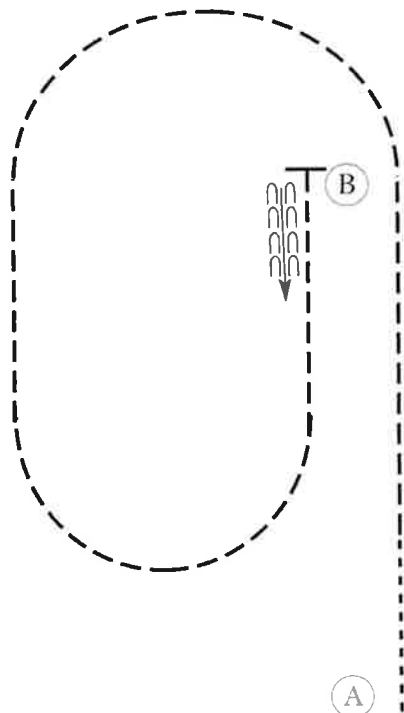
Who Dun It Buckle Series June

English Equitation (Class 65 Gaited)

Show Date:

w w w . H o r s e S h o w P a t t e r n s . c o m

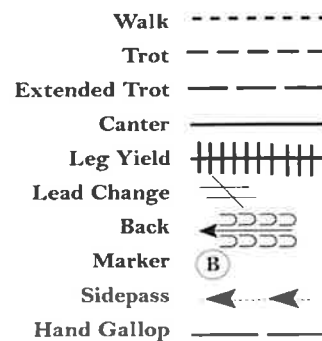
w w w . H o r s e S h o w P a t t e r n s . c o m



Be ready at A.

1. Walk two horse lengths from A.
2. Sitting trot to B
3. Second gate in a half circle and then in a straight line until halfway between B and A.
4. Sitting trot a half circle and then a straight line to B.
5. Stop and back approximately one horse length.

Follow the instructions of your ring steward.

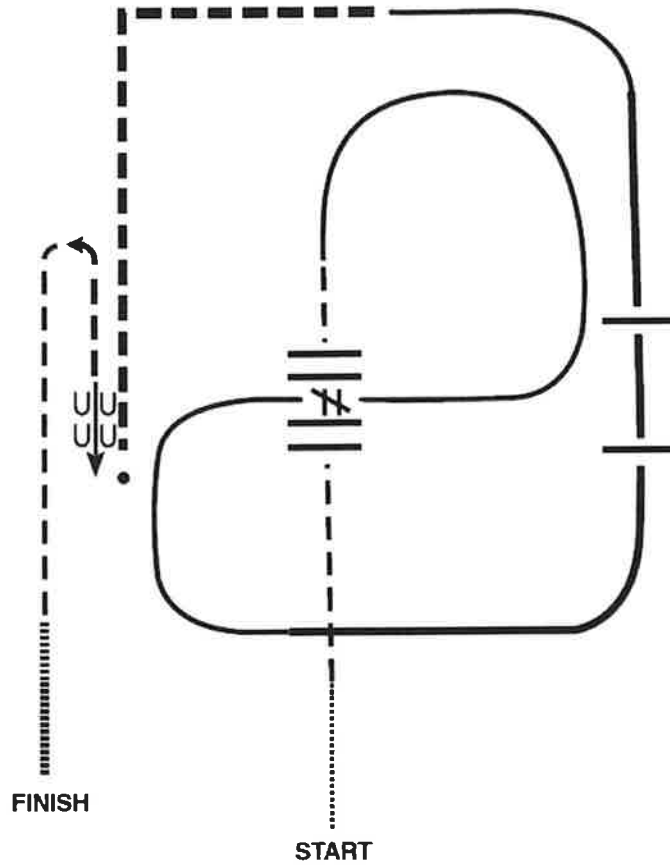


[HSEWT-58]

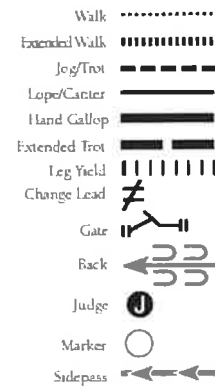
Pattern Provided by:
Michelle Hinojosa

©2026 HorseShowPatterns.com. All Rights Reserved.

English Versatility - Pattern 4



1. Forward Walk from Gate
2. Trot Up Center
3. Trot 4 Poles 3'3"
4. Canter Right Lead
5. Canter Across Center
6. Change Leads (Simple or Flying)
7. Build to Hand Gallop on Left Lead
8. Hand Gallop Two Rails/Cavalettis or Small Jumps
9. Collect Canter
10. Extended Trot
11. Halt and Back
12. Forehand Turn Right
13. Sitting Trot
14. Extended Walk to Exit



Who Dun It Buckle Series June

English Equitation (Class 80-84)

Show Date:

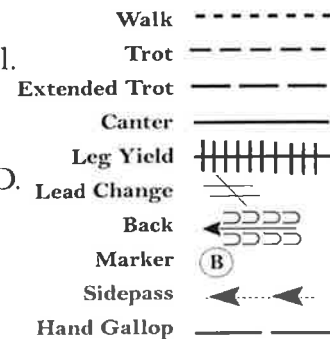
www.HorseShowPatterns.com

www.HorseShowPatterns.com

Be ready at A.

1. Walk from A to B.
2. At B, posting trot circle to the right on proper diagonal.
3. Continue posting trot to C.
4. At C, canter a circle to the left on the left lead.
5. After returning to C, break to a sitting trot from C to D.
6. At D, stop and back approximately one horse length.

Follow the instructions of your ring steward.



[HSE/1-29]

Pattern Provided by:
Michelle Hinojosa

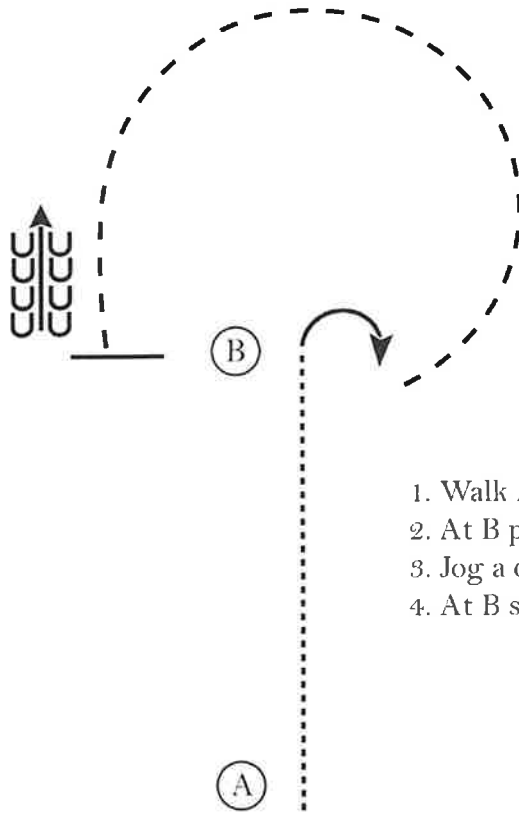
©2026 HorseShowPatterns.com. All Rights Reserved.

Who Dun It Buckle Series June Western Horsemanship (Class 89-91)

Show Date:

w w w . H o r s e S h o w P a t t e r n s . c o m

w w w . H o r s e S h o w P a t t e r n s . c o m



1. Walk A to B
2. At B perform a 90 degree turn to the right
3. Jog a circle around B
4. At B stop and back 4 steps

Walk
Jog	- - - - -
Extended Jog	—————
Lope	—————
Leg Yield	
Lead Change	↖ ↗
Back	←←←←
Marker	Ⓚ
Sidepass	← - - - - →

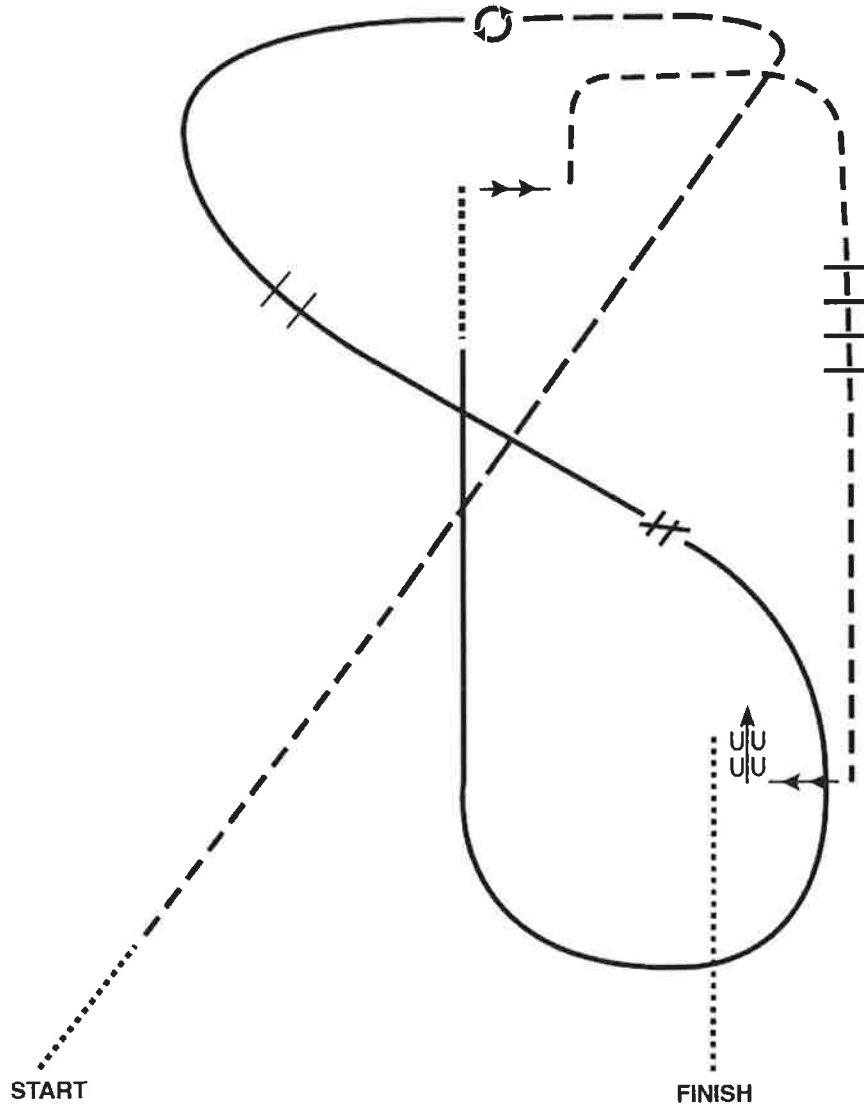
[WH/WT-7]

Pattern Provided by:
Michelle Hinojosa

©2026 HorseShowPatterns.com, All Rights Reserved.

95

Western Versatility - Pattern 4



- | | |
|------------------------------------|-------------------------|
| 1. Walk | 9. Break to Walk |
| 2. Jog | 10. Sidepass Right |
| 3. Extended Jog | 11. Jog |
| 4. Stop 360 Left | 12. Jog over Four Poles |
| 5. Left Lead | 13. Sidepass Pole Left |
| 6. Lope Two Poles | 14. Back |
| 7. Change Leads (Simple or Flying) | 15. Walk to Exit |
| 8. Lope Right Lead Up Center | |

Walk
Jog/Trot	-----
Lope/Canter	=====
Extended Trot	=====
Change Lead	≠
Back	←←←
Sidepass	←←←

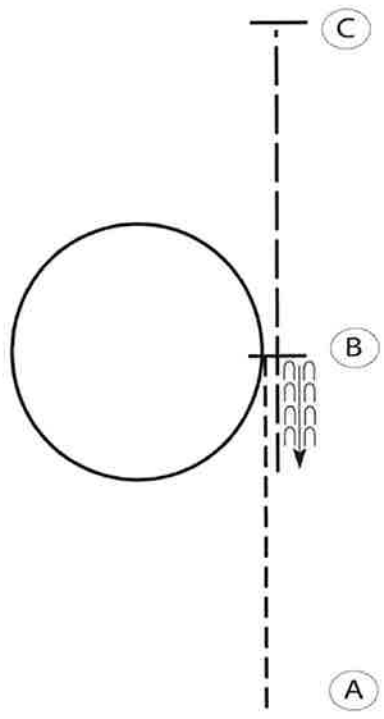
Who Dun It Buckle Series June

Western Horsemanship (Class 110-114)

Show Date:

w w w . H o r s e S h o w P a t t e r n s . c o m

w w w . H o r s e S h o w P a t t e r n s . c o m



- Be ready at A.
1. Jog from A to B.
 2. Lope a circle to the left on the left lead.
 3. Stop at B.
 4. Back one horse length at B.
 5. Extend the jog to C.
 6. Stop at C.

Follow the instructions of your ring steward.

- Walk
- Jog
- Extended Jog
- Lope
- Leg Yield
- Lead Change
- Back
- Marker
- Sidepass

[WH/1-18]

Pattern Provided by:
Michelle Hinojosa

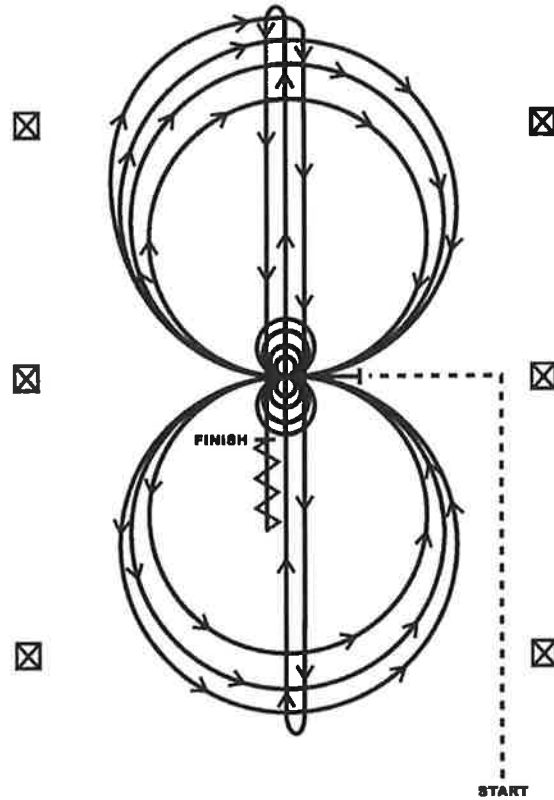
©2026 HorseShowPatterns.com. All Rights Reserved.

Who Dun It Buckle Series June

Reining (Class 115-117)

Show Date:

REINING PATTERN II



Horses must jog to the center of the arena. Horses must walk or stop prior to starting the pattern. Beginning at the center of the arena facing the left wall or fence.

1. Complete four spins to the left. Hesitate.
2. Complete four spins to the right. Hesitate.
3. Beginning on the right lead complete three circles to the right; the first circle small and slow; the next two circles large and fast. Change leads at the center of the arena.
4. Complete three circles to the left; the first circle small and slow; the next two circles large and fast. Change leads at the center of the arena.
5. Begin a large circle to the right, but do not close this circle. Run down the center of the arena past the end marker and do a right roll-back—no hesitation.
6. Run up the middle to the opposite end of the arena past the end marker and do a left roll-back—no hesitation.
7. Run past the center marker and do a sliding stop. Back up to the center of the arena or at least ten feet (three meters). Hesitate to demonstrate completion of the pattern.

[R/AQHAP-11]

Pattern Provided by:

Michelle Hinojosa

©2026 HorseShowPatterns.com. All Rights Reserved.